


CORNICES AND LAMBREQUINS

We trim our cornices and lambrequins with small welt along the top and bottom edges, and fully line the interior and dust cover. The sizes and designs are as limitless as the windows of your imagination. We offer the following more popular styles as suggestions.


Yardage Requirements: Depends on Size




840




843



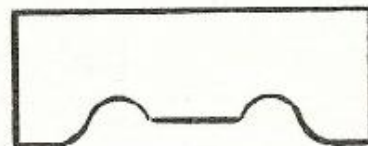
846



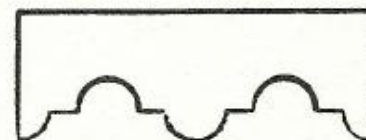
841




844




847



842



845



848